

pyuvsim Reference Simulations

version 1

August 8, 2018

The simulations here are intended as reference point for with existing simulators. Pyuvsim phase, amplitude, spectral performance, spatial geometry etc are covered by multiple tests which helps build confidence in the accuracy of these reference simulation.

These tests span axes chosen to highlight important physical directions (time, frequency, baselines, sources). Some tests are done with different beams of interest. The total number of data points is constrained by the current level of optimization and availability of computing resources. `pyuvsim` is currently running on the Oscar cluster at Brown University. The next steps will be to cleanup, restructure, and optimize our code to allow for more sources/times/frequencies/baselines to be simulated at a given time. More documentation on `pyuvsim` can be found at <https://pyuvsim.readthedocs.io>.

Overview

Obsparam File	obsparam_ref_1.1_uniform.yaml	obsparam_ref_1.2_gauss.yaml	obsparam_ref_1.2_uniform.yaml	obsparam_ref_1.3_gauss.yaml	obsparam_ref_1.3_uniform.yaml	obsparam_ref_1.4.yaml
Catalog	mock_catalog_heratext_2458098.38824015.txt	two_distant_points_2458098.38824015.txt	two_distant_points_2458098.38824015.txt	letter_R_12pt_2458098.38824015.txt	letter_R_12pt_2458098.38824015.txt	gleam.vot
Ntimes	1	86400	86400	2	2	1
Nfreqs	1	1	1	64400	64400	1
Layout	MWA_nocore	Baseline-lite	Baseline-lite	Baseline-lite	Baseline-lite	5km triangle
Beam	uniform	11° FWHM gaussian	uniform	11° FWHM gaussian	uniform	11° FWHM gaussian
Results File	ref_1.1_uniform.uvfits	ref_1.2_gauss.uvfits	ref_1.2_uniform.uvfits	ref_1.3_gauss.uvfits	ref_1.3_uniform.uvfits	ref_1.4_uniform.uvfits

Each column above summarizes the key parameters of our first round of reference simulations.

For a full description of how antenna layouts, instrument configuration, and catalogs are all written into parameter files, please see the documentation at https://pyuvsim.readthedocs.io/en/latest/parameter_files.html. As a quick summary: antenna layout is specified by a csv file, overall array configuration and primary beam assignments are defined by a yaml file, and catalogs are defined either by VOTable files or csv files. The "obsparam" files encapsulate all other configuration parameters, including the catalog, telescope configuration, array layout, and time/frequency array structures, as well as output filing information and any additional UVData parameters that may be desired.

The sections below will describe each configuration in more detail.

Catalogs

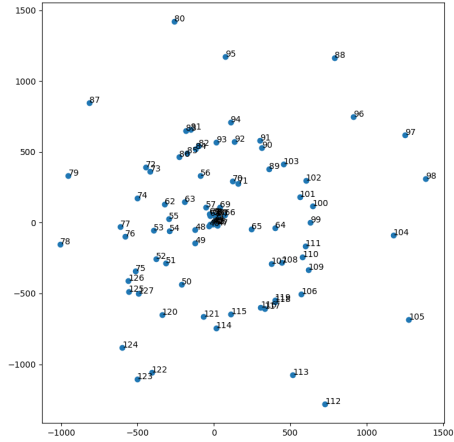
`mock_catalog_heratest_2458098.38824015.txt`: This is a set of point sources near zenith at JD 2458098.38824015 for an observer at the HERA location. They spell out the word "HERA" from east to west across the sky with the tops of the letters to the north.

`two_distant_points_2458098.38824015.txt`: This is two points near the opposite horizons at the specified julian date for an observer at the HERA location. This is chosen so that one source will rise and cross the sky for a given time, and we can see if the other sets appropriately.

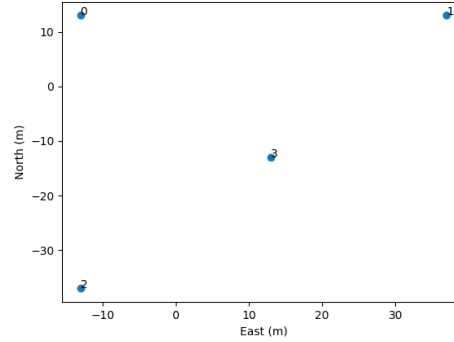
`letter_R_12pt_2458098.38824015.txt`: This is just the letter "R" from the HERA text catalog. It was chosen to have a smaller catalog with a recognizable orientation on the sky.

`gleam.vot`: The GLEAM catalog. It's too large to fit on github, so it's not included in the data directory, but it's on lustre.

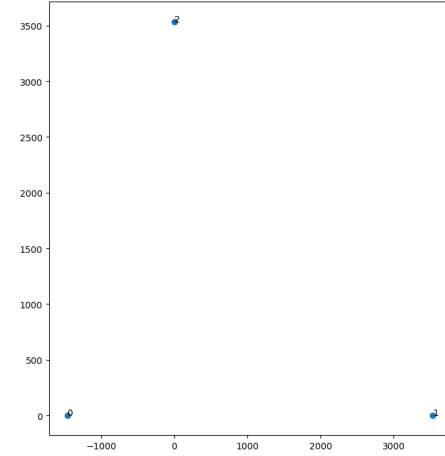
Layouts



(a) MWA_nocore layout



(b) Baseline-lite



(c) 5km triangle

MWA_nocore:

This is the MWA128 layout with the core 40 antennas removed (88 antennas remain). The layout is written in `mwa_nocore_layout.csv` and the telescope configuration is in `mwa88_nocore_config.yaml`. The configuration specifies that all antennas have the unphysical "uniform" beam.

baseline_lite:

This consists of a right triangle of antennas with an additional antenna $\sqrt{2}$ meters off of the center of the hypotenuse. This provides a perfectly N-S and E-W and diagonal baselines, as well as some that don't perfectly fit the symmetry.

The layout is in `baseline_lite.csv`, and the `bl_lite_gauss.yaml` and `bl_lite_uniform.yaml` files respectively assign gaussian and uniform beams to all four antennas.

5km triangle:

An isosceles triangle consisting of two 5km baselines. Layout and configuration (gaussian beam) are in `5km_triangle_layout.csv` and `5km_triangle_config.yaml`.

All three layouts are shown in the images below:

Beams

Only two types of primary beams were used in these simulations: The uniform beam, which has unit response at all alt/az, and an 11 fwhm Gaussian beam. Both are `AnalyticBeam` objects,

Location

All simulations chose the HERA site as their `telescope_location`, for simplicity. This is lat/lon/alt (-30.72153, 21.42831, 1073.0 m). This includes the MWA128-like array.

Paths on lustre

pyuvsim files: `/lustre/aoc/projects/hera/ref_sim/`

PRISim files: `/lustre/aoc/projects/hera/djacobs/prisim_ref/`