

1 Experimental Results

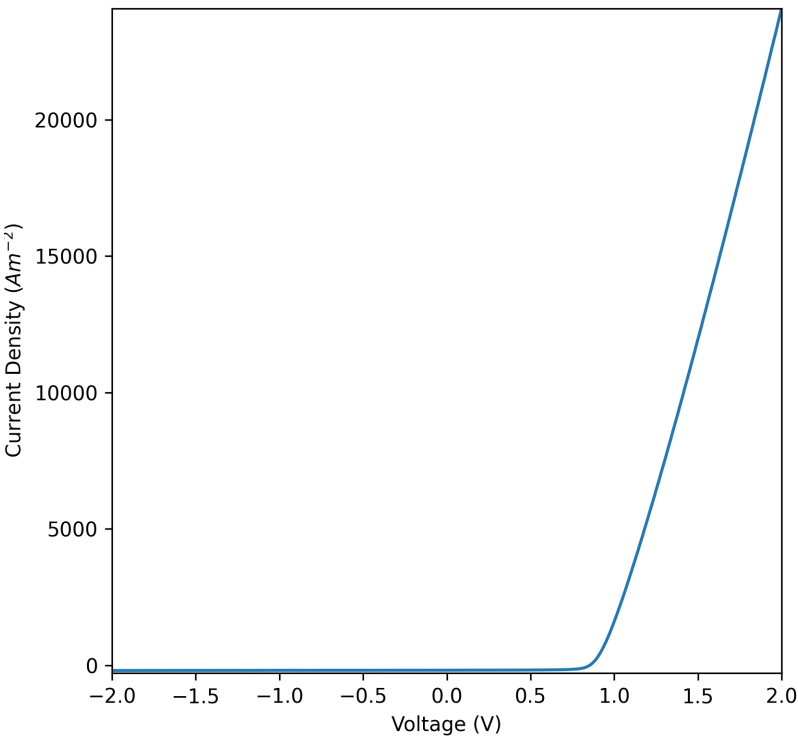


Figure 1: Experimental Input Characteristic

Table 1: Parameters calculable from input characteristic

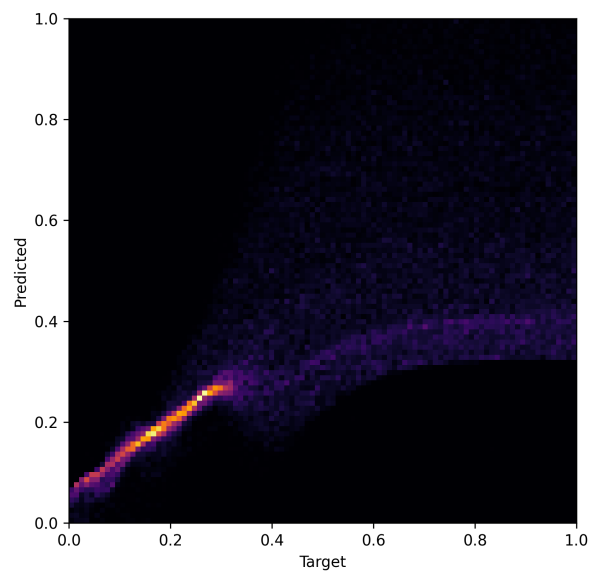
Parameter	Value	Unit
Jsc	176.250	$A m^{-2}$
Voc	0.850	V
FF	0.739	$a.u$
Pmax	110.700	$W m^{-2}$
PCE	11.070	$Percent$

2 Machine Learning Parameters

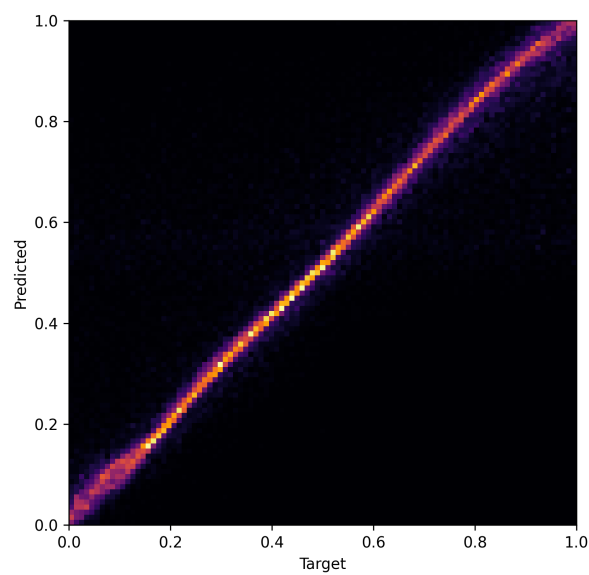
Table 2: Machine learning predictions by the single method

Parameters	Mean	Units	MAPE (%)
params parasitic Rshunt	0.136	Not Found	47.869
params parasitic Rcontact	3.959	Not Found	9.142
light 1 0 ff	1.099	Not Found	42.537
light 1 0 pce	11.687	Not Found	22.014
light 1 0 voc	0.867	Not Found	5.770
light 1 0 jsc	-2.05e+02	Not Found	2.626

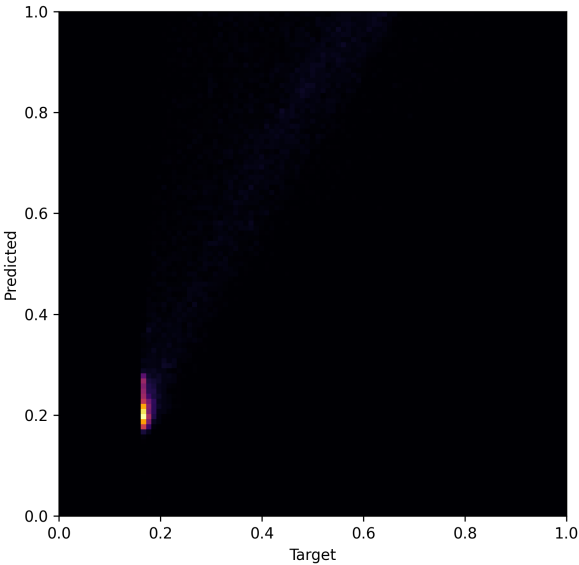
2.1 params parasitic Rshunt



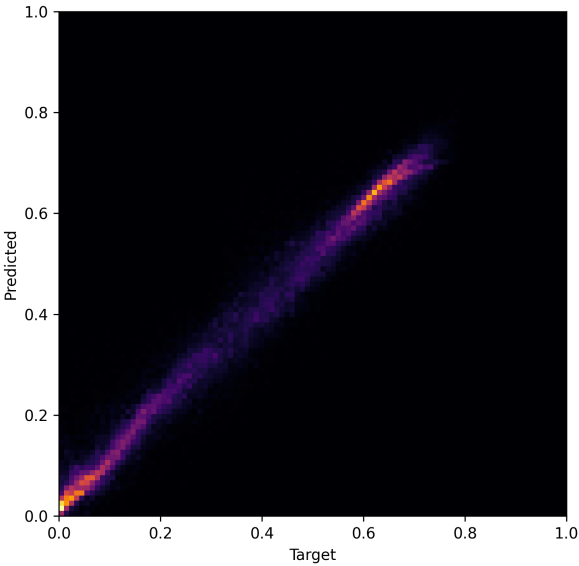
2.2 params parasitic Rcontact



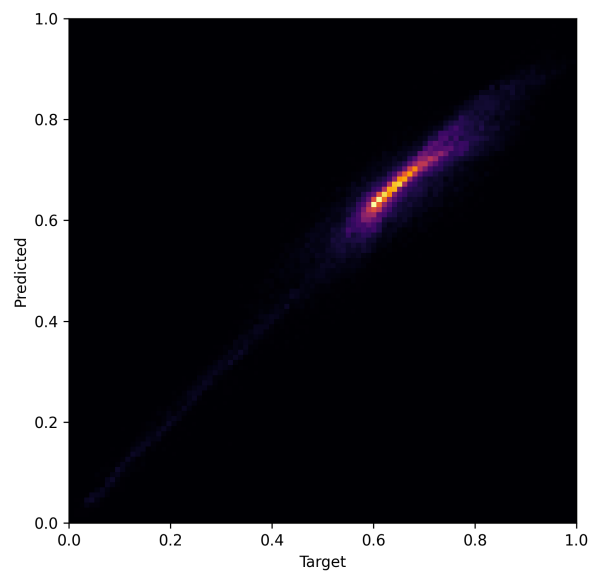
2.3 light 1 0 ff



2.4 light 1 0 pce



2.5 light 1 0 voc



2.6 light 1 0 jsc

